



HWP040

CUBE DESIGN
PRESSURE-RELIEVING
MATTRESS

- Ideal in ICU and special wards.
- Can meet various postures requirements, prevent pressure ulcers.

Healthward

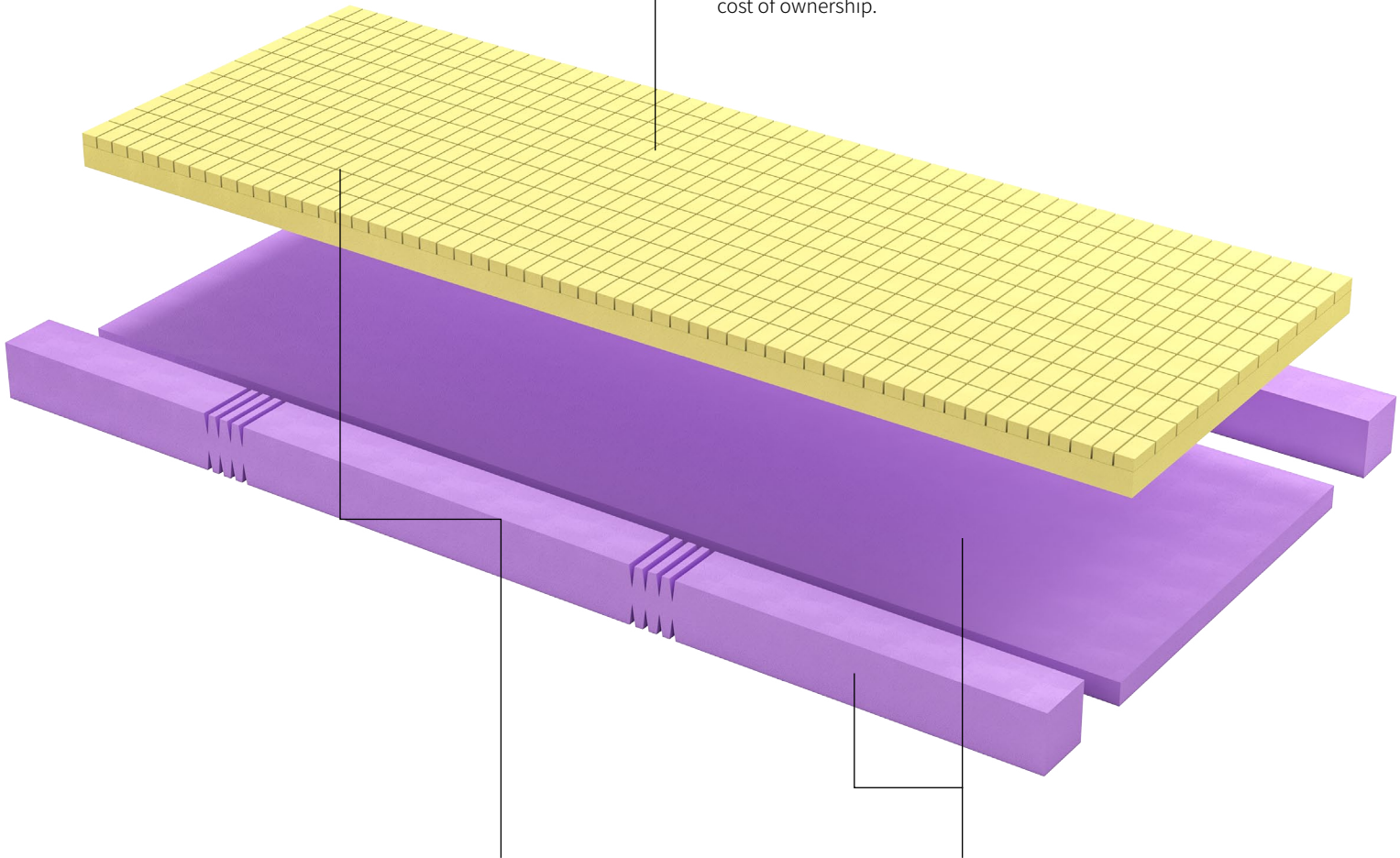
CORE

Reduce shear forces.

An innovative glide mechanism helps to reduce shear forces when used with an adjustable electric bed.



Modular construction
All components are easily and economically replaceable, contributing to a minimized cost of ownership.



Dual-layer foam

Different densities, cube design, superior resiliency, strong support, effective pressure ulcer prevention.

Top Layer

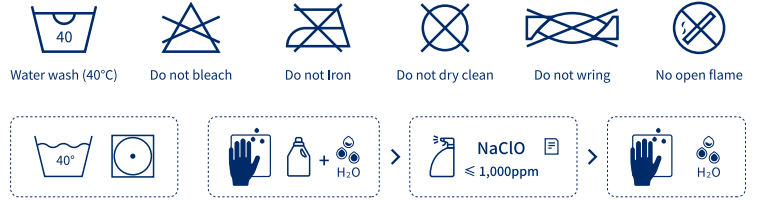
28kg/m³, cube foam for optimal weight absorption, pressure redistribution and pressure ulcer prevention.

Bottom Layer and Edges

35kg/m³ high-density foam, providing extra edge support, enhanced edge stability during patient ingress and egress.



COVER



- Improve Clinical Outcomes

Excellent pressure redistribution aids in wound prevention.

- Reduce Financial Burden

Broad and diverse portfolio designed for quality and durability.

- Reduce Risk of Injury

Standard safety features reduce fall risk and promote mobility.


- Clinically Proven

Excellent pressure redistribution and shear management as found in independent tests.



Safe zipper design, anti-leakage, easy disinfection.

PU material, waterproof and replaceable.




Easy to clean, can be disinfected with neutral detergent, low-chlorine disinfectant, or 75% alcohol, and dried at low temperatures.



Optional Colour: Blue or Grey

PRODUCT INFORMATION

Model	HWP040
Length	2000mm
Width	900mm
Height	customizable
Safe working load	200kg



MANIPULATION OF FOAM PROPERTIES

Open Cell Memory Foam Technology

Better Airflow: Open cell memory foam mattress has a more breathable structure that allows air to flow through the mattress, preventing heat buildup and making it more comfortable to sleep on.

Faster Recovery: Open cell memory foam mattress is designed to quickly recover its shape after being compressed, can provide more consistent support and pressure relief over time.


Surface Modification and Layering

Vary pattern, pattern size, pattern spacing and cutting depth to protect high-risk areas.

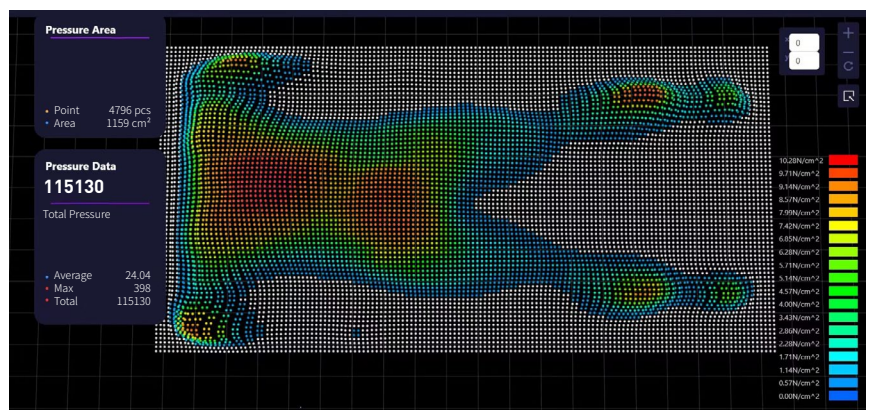
Zoned pressure redistribution with improved air circulation and maximized comfort.

PRESSURE MAP

The pressure mapping system provides knowledge about interface pressure between a person and the surface person is lying, using a measuring sheet comprised of individual measurement points.



Pressure-relieving Mattress



Old Mattress

Healthward[®]

Due to factors in lighting and print production, photos may exhibit slight variations in color compared to the actual products. Additionally, as designs are updated and improved, product parameters and appearances may change. Please contact us or one of our authorized distributors for the most up-to-date product specifications.



 17800 CASTLETON ST STE 180.CITY OF INDUSTRY CA 91748

 +1 (603) 416-3063 ·  24/7

 export@health-ward.com

 www.health-ward.com



General Catalog