



HWE001-12

SOFA CHAIR



Healthward

Healthier
your life

HWE001-12

FEATURES AND HIGHLIGHTS

Technical parameters

▪ External size	2100×850×620mm
▪ Seat size	830×850×420mm (backrest height: 960mm)
▪ Safe working load	200kg
▪ Color	MOQ>20 colors can be customized



Design

Ergonomic design to reduce muscle tension and stress, stylish appearance, leather armrests, high-resilience sponge inside, comfortable sitting and lying position, durable and easy to clean.



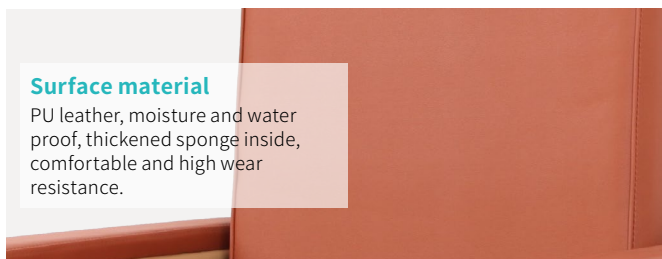
Frame

The internal frame is made of 1.0 thickness iron sheet folded square tube, safe load up to 200kg.



Surface material

PU leather, moisture and water proof, thickened sponge inside, comfortable and high wear resistance.




Bed legs

Bed legs are equipped with plastic cover to prevent possible noise caused by friction with the floor surface; when folded the backrest is securely fixed, to enhance patient's safety.



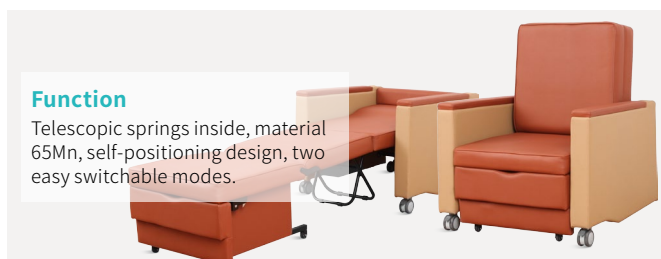
Caster

Equipped with 3-inch silent caster*4pcs, 1.5-inch silent caster*4pcs, smooth, easy operable.



Function

Telescopic springs inside, material 65Mn, self-positioning design, two easy switchable modes.



As the circumstance of printing, the photos might have minor difference on color, tactile from real products.
As the update of design and improvement, parameters and outlook of products might change, thanks for understanding.

Healthward



 17800 CASTLETON ST STE 180.CITY OF INDUSTRY CA 91748

 +1 (603) 416-3063 ·  24/7

 export@health-ward.com

 www.health-ward.com



General catalogue