


Grace Care series

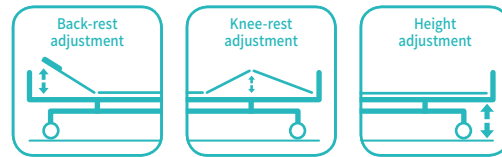
HWD3d

THREE FUNCTIONS
MANUAL BED




HWD3d

FEATURES AND HIGHLIGHTS



Technical parameters

▪ External size (LxWxH)	2245x1090x435-745 mm
▪ Mattress platform	1925x900 mm
▪ Safe working load	250 kg
▪ Back-rest adjustment	0-75° (±10°)
▪ Knee-rest adjustment	0-35° (±10°)



Technical configuration

<input checked="" type="checkbox"/> Manual Cranks	3pcs
<input checked="" type="checkbox"/> 5" Double Side Castors, Central Locking	4pcs
<input checked="" type="checkbox"/> ABS Grace Side Rail Extra Height	1set
<input checked="" type="checkbox"/> ABS Grace Bed Ends with Safe Lock	1set
<input checked="" type="checkbox"/> Central Locking Pedal	2pcs
<input checked="" type="checkbox"/> IV Pole	1set
<input checked="" type="checkbox"/> IV Pole Prevision	4pcs
<input checked="" type="checkbox"/> Drainage Hook	2pcs



Optional

<input type="checkbox"/> Monkey Pole	
<input type="checkbox"/> Balkan Traction Frame	
<input type="checkbox"/> Directional Wheel	



Design

Extra long and height head foot board, with curve surrounded design, provide comforting feeling for patients.

**Plastic**

Environmental plastic can be sterilized in 100°C, tensile upto 30MPa Virgin ABS material.

**Steels | Painting**

Baosteel from Fortune Global 500 11 Process epoxy painting, ASTM testing anti-bacterial, paint thickness 0.12 mm, brightness 60°, paint can resist 50 kg impact.

**Welding | Chassis**

Panasonic robotic ensure, 360° full smooth welding Solid bed base made of 5.0 mm stamped rotating plate.

**Hand Control**

Retractable hand crank, 100,000 times remaining intact Extreme protection device, sounds when tipped to the max position, Strong pallets to increase the bed height adjustment (435-745mm).

**Platform**

Stamping forming platform, smooth surface no welding scar, bearing 250KG load. Option resin X-ray translucent platform.

**Guardrail**

Tuck away side rail with angle indicator.

**Head & Foot Board**

Head and foot board can be reversible, extra height design, size: 1000*563mm; ABS Grace Bed Ends with Safe Lock, automatic lock without any manual operation on lock, on/off removable mark on hook lock.

**Wheels**


TPR tire no worn out after running 30 km, save anti-winding hard shell, united forming without bolts. Pass dynamic test: Bearing 120 kg, run 30 km and pass obstacles 500 time.

**Durable Brakes**

Break spring keep qualified after 10,000 times uninterrupted break.

**Angle Indicator**

Patented angle indicator.

**Drainage Hooks**

Mobile plastic drainage hooks.

**IV pole**

Stainless Steel Column with plastic hook.



As the circumstance of printing, the photos might have minor difference on color, tactile from real products.
As the update of design and improvement, parameters and outlook of products might change, thanks for understanding.

Healthward



 17800 CASTLETON ST STE 180.CITY OF INDUSTRY CA 91748

 +1 (603) 416-3063 ·  24/7

 export@health-ward.com

 www.health-ward.com



General catalogue