


HWB6e

THREE FUNCTIONS
ELECTRIC BED

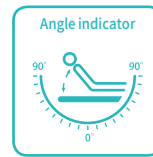
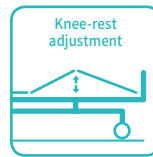
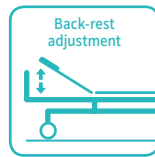
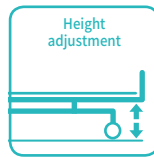


Healthward

Healthier
your life


HWB6e

FEATURES AND HIGHLIGHTS




Technical parameters

External size (LxW):	2170x1060 mm
Mattress platform:	1925x900 mm
Safe working load:	250 kg
Height adjustment:	435-745 mm
Back-rest adjustment:	0-75° (±10°)
Knee-rest adjustment:	0-35° (±10°)
Angle indicator:	0-90°
Voltage and frequency:	100-240 V · 50/60 Hz
Plug as required (hospital grade)	



Technical configuration

<input checked="" type="checkbox"/> Linear Motor	3 pcs
<input checked="" type="checkbox"/> Hand Controller	1 pc
<input checked="" type="checkbox"/> 5" Hardshell Castors	4 pcs
<input checked="" type="checkbox"/> ABS Side Rail Extra Height	1 set
<input checked="" type="checkbox"/> ABS Bed Ends with Safe Lock	1 set
<input checked="" type="checkbox"/> IV Pole	1 set
<input checked="" type="checkbox"/> IV Pole Prevision	4 pcs
<input checked="" type="checkbox"/> Drainage Hook	2 pcs




Optional

<input type="checkbox"/> Manual CPR	
<input type="checkbox"/> Electric CPR	
<input type="checkbox"/> Back-up Battery	
<input type="checkbox"/> X-ray Bed Surface	
<input type="checkbox"/> Monkey Pole	
<input type="checkbox"/> Balkan Traction Frame	
<input type="checkbox"/> Directional Wheel	



Design

E-shaped large guardrail, with angled display and built-in controller, meets safety standards, providing comforting feeling for patients.

**Steels | Painting**

Baosteel from Fortune Global 500. 11 Process epoxy painting, ASTM testing anti-bacterial, paint thickness 0.12 mm, brightness 60°, paint can resist 50 kg impact.

**Welding | Chassis**

Panasonic robotic ensure, 360° full smooth welding. Solid bed base made of 5.0 mm stamped rotating plate.

**Electric Motor**


Linear motor, with UL/ROHS/EN standard. Noise under 50 dB, with lifetime 20,000 times movement.

**Virgin ABS**

Environmental plastic can be sterilized in 100°C, tensile upto 30MPa.

**Angle Indicator**

Patented angle indicator.

**Bed Surface**

Stamping forming platform, smooth surface no welding scar, bearing 250 kg load. Option ABS platform and resin X-ray translucent platform.

**Side Rail**

Full ABS material, tuck away side rail with built-in controller. From top of the guardrail to bed surface is about 345mm, more height provides better protection for patient. Bottom can endure 100,000 times press, buffer, built-in angle indicator.

**Head & Foot Board**

Full ABS material, Bottom can endure 100,000 times press. Head and foot board can be reversible.

**Wheels**

TPR tire no worn out after running 30KM, save anti-winding hard shell, united forming without bolts. Pass Dynamic test: Bearing 120kg run 30KM and pass obstacles 500time.

**IV pole**

Stainless Steel Column with plastic hook.

**Drainage Hooks**

Mobile plastic drainage hooks.





As the circumstance of printing, the photos might have minor difference on color, tactile from real products.
As the update of design and improvement, parameters and outlook of products might change, thanks for understanding.

Healthward



 17800 CASTLETON ST STE 180.CITY OF INDUSTRY CA 91748

 +1 (603) 416-3063 ·  24/7

 export@health-ward.com

 www.health-ward.com



General catalogue