



HWA98-6

MULTI-FUNCTIONAL
OBSTETRIC BED


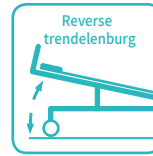
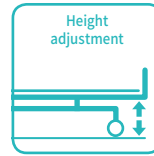
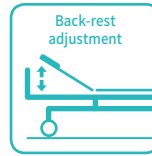


Healthward

Healthier
your life

HWA98-6

FEATURES AND HIGHLIGHTS



Technical parameters

▪ Overall dimensions	2020×800mm
▪ Table height	600×880mm
▪ Backrest lifting	0-45° (±2°)
▪ Trendelenburg	0-7° (±2°)
▪ Reversed trendelenburg	0-7° (±2°)
▪ Gross weight	118kg
▪ Net weight	113kg
▪ Packing size	4655×915×740mm

Technical configuration

<input checked="" type="checkbox"/> Mattress	1 set
<input checked="" type="checkbox"/> Guardrail	4 pcs
<input checked="" type="checkbox"/> Air spring	3 pcs
<input checked="" type="checkbox"/> Assist handle	2 pcs
<input checked="" type="checkbox"/> Legrest	2 pcs
<input checked="" type="checkbox"/> Bumper	4 pcs
<input checked="" type="checkbox"/> Waste basin	1 pc
<input checked="" type="checkbox"/> Castor	4 pcs

Design

Suitable for hospitals, clinics, and family planning centers; essential for maternity care and gynecological examinations.

**Material**

High-quality 201 stainless steel construction with 1.0mm thick plates, supporting up to 200kg.

**Welding**


Argon arc welding, neat and smooth seams.

**Guardrail**

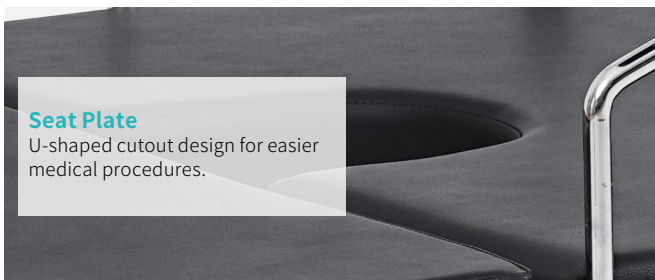
Foldable stainless steel side rails with snap-on design for easy raising and lowering (240mm height), making it convenient for patients to get on and off the bed. Detachable stainless steel head and foot ends, convenient for doctor access.

**Back Plate**

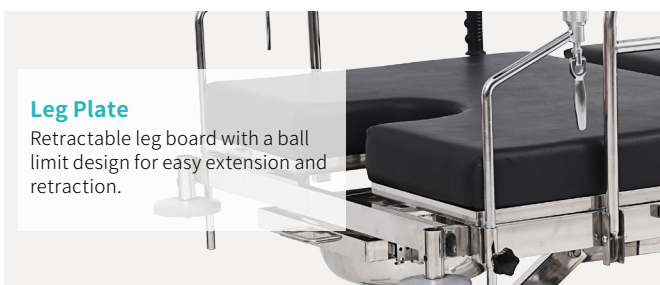
Backrest controlled by gas springs ($0-45^{\circ} \pm 2^{\circ}$).

**Seat Plate**

U-shaped cutout design for easier medical procedures.

**Leg Plate**


Retractable leg board with a ball limit design for easy extension and retraction.

**Hydraulic system**

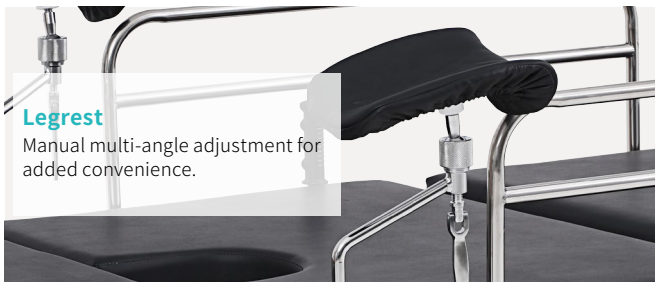
Hydraulic height adjustment with foot pedal control. Pressing down raises the bed surface, and lifting the foot pedal lowers it, making it easy to operate.

**Assist handle**

Foldable assist handles, easy for patients to grip.

**Legrest**


Manual multi-angle adjustment for added convenience.





Bumper

4 bumpers on corners to prevent collisions and ensure patient transport safety.



Castor

4 pcs 5-inch wheels, all with brakes for stable and reliable braking.



Mattress

High-density sponge mattress with PU cover and a U-shaped cutout at the hip area for doctor convenience. The back and seat mattresses are non-removable, while the leg mattress is detachable.



Waste basin

Standard stainless steel waste basin (320mm in diameter), sturdy, easy to install and detachable.



Safe working load

200_{kg}



Back-rest adjustment

45°



Retractable leg board



Height adjustment

600-880_{mm}



Reverse trendelenburg

7°



Trendelenburg

7°

As the circumstance of printing, the photos might have minor difference on color, tactile from real products.
As the update of design and improvement, parameters and outlook of products might change, thanks for understanding.

Healthward



 17800 CASTLETON ST STE 180.CITY OF INDUSTRY CA 91748

 +1 (603) 416-3063 ·  24/7

 export@health-ward.com

 www.health-ward.com



General catalogue