



HW-MT650

Medicine Trolley



Healthward™

TECHNICAL PARAMETERS

Size: 900 x 500 x 1800mm

QUALITY CONTROL

MATERIAL

The body frame is made of VIQGI aluminum, which not only meets the overall strength of the body but also reduces the weight of the trolley



EXTERNAL BEAM

The left and right sides are equipped with an external beam which could hang accessories.



ABS UPPER TOP

ABS upper top with extended up rims on three sides



WHEELS

4 nylon wheels Ø100 mm with non-marking tires and plain bearings, all with brakes



LATERALLY EXTENDABLE WORKTOP



LOCK

Touch sensitive combination lock



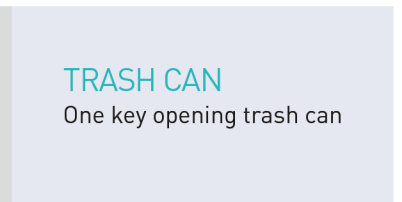
DRAWER

Drawer guide rail adopt damping buffer rail.



TRASH CAN

One key opening trash can





As the circumstance of printing, the photos might have minor difference on color, tactile from real products.
As the update of design and improvement, parameters and outlook of products might change, thanks for understanding.

Healthward



 17800 CASTLETON ST STE 180.CITY OF INDUSTRY CA 91748

 +1 (603) 416-3063 ·  24/7

 export@health-ward.com

 www.health-ward.com



General catalogue